



## MUSEUM FROM HOME

Edition 2: Horsing Around | March 27, 2020



Deborah Kay Butterfield, *Untitled (Horse)*, 2000, bronze, 45 x 56 x 18 1/2 in. Clara S. Peck Fund. 2000.15

## HORSING AROUND!

### **Look!**

Does this sculpture look like a horse to you? Why or why not?

What do you think it is made of?

Do you think it is heavy or light?

**Think:** How do we use the word “horse” in our everyday language?

### **Learn!**

Today we keep horses to show or race, or sometimes just for fun. Long ago horses were only used for work.

Even though we don't need horses as much anymore, the horse is still an important symbol in our culture: our cars have “horse power”; we play by “horsing around”; we wear “pony tails.”

Deborah Butterfield sees horses as an important symbol, too. She is an American sculptor, rancher and a horse lover. She combined her love of horses and art while studying art at the University of California, Davis.

Even though this sculpture looks like it's made of wood, it is actually cast bronze. Here's how she does it:

1. The artist collects branches and then assembles them to build the form.
2. The model or the sketch is then extensively documented in photos.
3. The piece is disassembled, and each branch is cast in bronze.
4. The photos are used as reference to re-build the horse form.
5. The bronze branches are welded into place and the whole thing is 'patinated' (an acid is placed on the bronze to change it to the desired color).

Would you believe this sculpture requires 4 adults to move it? Due to the fact that the sculpture resembles branches, it looks very light, but it is actually very heavy!


Each sculpture is a kind of portrait capturing the spirit and energy and inner life of the horses that she has known.

Early in her career, Butterfield's horses were more realistic in style, life sized, and created from plaster over steel armature and finished with paints and glazes. Later on she moved into more natural materials, such as mud mixed with straw and branches like the one seen here in the Museum's collection.

**Do!**

## The Parts of a Horse

Below the picture of the horse is a list of words. See if you can match the words with the part of the horse the arrows point to. First label all the parts you're sure of. Then try the ones you think might be right. Last, see if you can figure out the words you don't know from the ones that are left.



1- Forelock  
2- Cheek  
3- Tail  
4- Hoof

5- Mane  
6- Poll  
7- Muzzle  
8- Fetlock



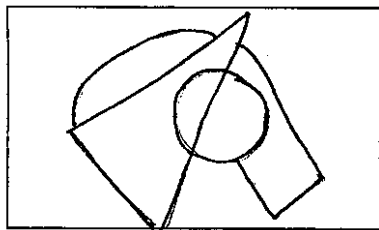
9- Withers  
10- Chest  
11- Knee  
12- Hock

## You Can Draw Anything: Just Break it Down into Shapes


Drawing is about finding **simple shapes**! You may think it is too difficult draw a horse's head or body but you can. See the examples below.

Any animal is made up of simple shapes such as circles, rectangles, cylinders and lines. Horses are no different.

- When you start drawing, press softly, because you will be erasing most of these lines later.
- Begin by finding the overall lines (see examples below). For the head, use a circle, triangle, rectangle and half oval.
- Then add detailing, draw the eye, nostrils, a mane and an ear.
- As you add detailing, you can erase the lines you created to form the head.



Try to draw the whole body!



## **Making Art from Found Objects!**

### *What is found art?*

Found art (from the French *objet trouvé*) is a specific type of art that focuses on creating artwork from objects that are not normally considered materials from which art is made.

Found art became famous in the 20th Century (1901-2000) and was a shock to the art world when people first saw it. Really it is nothing new - mankind has been creating art from found objects since the beginning of time. Drilling holes in stones, shells and wood to make necklaces, flattening and coloring porcupine quills to decorate clothing and footwear and other personal items are examples of using found objects.

Today found art is a popular medium for artists, especially for artists concerned with living a more sustainable lifestyle that is better for the environment. Found object artists might create sculptures or assemblages that simply function as artwork or they may create art that can be worn, such as found-art clothing and jewelry.

### **You are the Artist!**

Be inspired by Deborah Butterfield and look for found objects in your yard. Using these objects assemble a horse, your favorite animal or an animal of your imagination!

Suggested materials to get you started:

Sticks - Tape - String - Raffia - Scissors - Glue

### **Post It!**

Share your creation with us! Use #MuseumFromHome and #rockwellmuseum

*Answer Key*

**THE PARTS OF A HORSE**

